

finish options

laminata options



SL10
kensington
maple



SL11
wild cherry



SL12
river cherry



SL13
new age oak



SL14
white nebula



SL15
fashion gray



SL16
white tigris



SL17
silicon ev



SL18
nickel ev



SL19
tungsten ev



SL20
natural tigris



SL21
shadow



SL22
desert zephyr



SL23
canyon zephyr



SL24
north sea



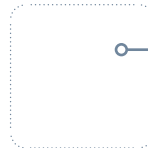
SL25
carbon ev




SL26
twilight zephyr



SL27
morro zephyr



CUSTOM
specify



NOTE: Color representation may vary from actual sample, please contact factory for samples


edge options



ED11
charcoal



ED12
light gray



ED13
birch



ED14
graphite



ED15
north sea



ED16
fusion maple



ED17
storm

frame options

WORKING



12 charcoal



18 aluminum



14 light gray



6 tan



2 white

LEARNING



L1 dark blue



L2 green



L3 black



L4 aluminum



L5 silver matte



L6 anthracite



L7 red



L8 maroon

NOTE: please contact factory to order frame, upholstery, laminate and edge finish samples - Toll Free: 1-800-374-7438